

BOMA 2024

INTERNATIONAL CONFERENCE & EXPO
Presented by BOMA International and BUILDINGS.com

JULY 13-16 | PHILADELPHIA
EXPO DATES: JULY 14-15

BOMA International Conference & Expo

Presented by BOMA International and BUILDINGS.com

Produced by BOMA International and BUILDINGS.com, BOMA International's Conference & Expo is your one ticket to two powerful audiences—BOMA members and BUILDINGS.com subscribers.



- BOMA International serves more than 16,500 members.
- BOMA members own or manage more than 10.5 billion square feet of commercial space, including medical, industrial, mixed-use, and more than 80% of the prime office space in the U.S.

BUILDINGS

- BUILDINGS.com serves an audience of more than 188,700.
- BUILDINGS.com recipients own and/or manage 18 million buildings.

Information

This information is intended to help you plan your marketing and tradeshow budget for 2024. If you need more information, or would like to reserve your booth space, please contact **Vicki Cummins** at **888-777-6956/856-429-0100** or **vcummins@showmngmt.com**, or visit **www.BOMAConference.org**.

Ask about our special pavilion package pricing for the Technology Pavilion.

Exhibitor Fact Sheet and Budget Planner

The commercial real estate industry's premier education and networking event and most comprehensive tradeshow, providing innovative solutions for property managers who work in every type of building. It's all here at BOMA International's Conference & Expo.

Exhibit Hours

Sunday, July 14 **12:30 pm - 5:30 pm**
Monday, July 15..... **10:30 am - 2:30 pm**

Pennsylvania Convention Center - Philadelphia, PA

The commercial real estate professionals who attend BOMA International's Conference & Expo have tremendous authority and buying power.

- 89% of attendees manage multiple buildings—and of that total 56% manage more than 10 buildings each.
- 68% of attendees spend more than \$1 million annually on building products & services.
- 96% of attendees are responsible for more than 100,000 square feet of commercial space—55% are responsible for more than one million square feet. Of that 55%, 64% are actually responsible for at least twice that amount.

Statistics based on attendee demographics from the 2023 BOMA International Conference & Expo

Cost

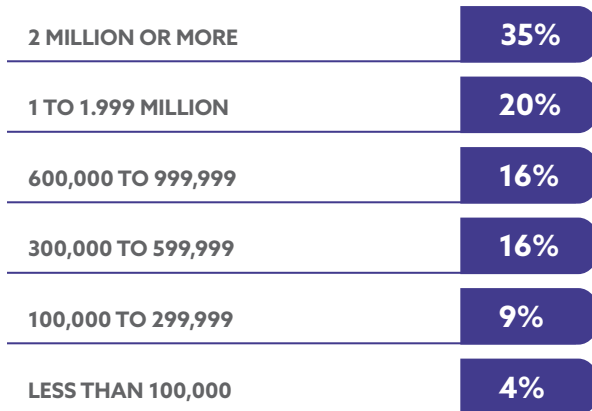
	Before Jan. 1, 2024	Jan. 1, 2024 - Feb 29, 2024	On or after March 1, 2024
Non-member	\$4,050	\$4,100	\$4,150
BOMA Member	\$3,900	\$3,950	\$4,000
BOMA National Associate Member*	\$3,550	\$3,600	\$3,650

Fees listed above are 10' x 10' or 100 sq. ft. booth space.
Premium Charge: \$100 per 100 sq. ft. for an island, a corner or a booth facing the end of an aisle.

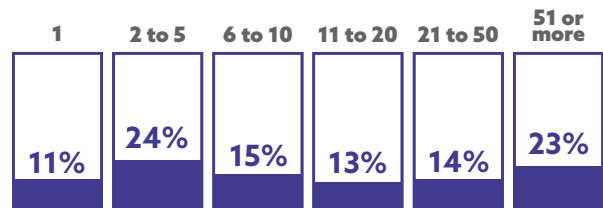
*For 2024 all Philadelphia, Pittsburgh and New Jersey BOMA members qualify for the National Associate Member price

2023 Attendee Demographics

SQUARE FOOTAGE PERSONALLY MANAGED

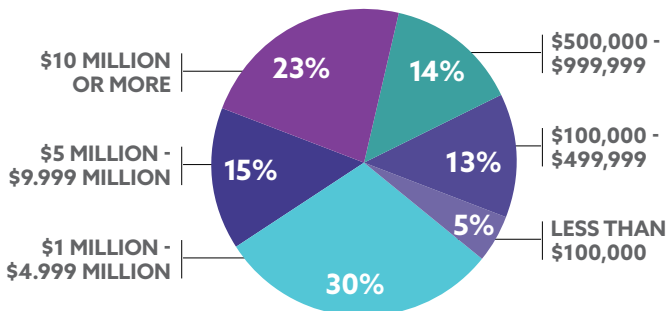


NUMBER OF BUILDINGS MANAGED



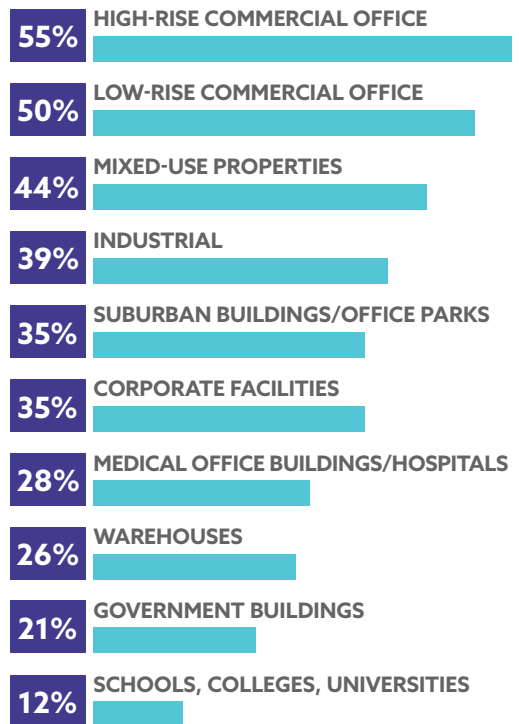
89% of attendees manage multiple buildings—and of that total 56% manage more than 10 buildings each

ANNUAL SPENDING ON BUILDING PRODUCTS & SERVICES



68% of attendees spend more than \$1 million annually on building products & services

TYPES OF BUILDINGS MANAGED



ATTENDEE OCCUPATIONS

66%	BUILDING/PROPERTY MANAGER
9%	ASSET MANAGER
8%	FACILITY MANAGER
6%	BUILDING ENGINEER/MAINTENANCE
5%	BUILDING OWNER/INVESTOR
4%	DEVELOPER/BUILDER
1%	ARCHITECT/DESIGNER
1%	LEASING AGENT/BROKER

Almost all attendees (96%) are responsible for more than 100,000 square feet of commercial space, and 55% are responsible for more than 1 million square feet.

Of that 55%, 64% are actually responsible for at least twice that amount.

