

BOMA International Conference & Expo

Presented by BOMA International and BUILDINGS.com

Produced by BOMA International and BUILDINGS.com, BOMA International's Conference & Expo is your one ticket to two powerful audiences—BOMA members and BUILDINGS.com subscribers.



- BOMA International serves more than 16,500 members.
- BOMA members own or manage more than 10.5 billion square feet of commercial space, including medical, industrial, mixed-use, and more than 80% of the prime office space in the U.S.

BUILDINGS

- BUILDINGS.com serves an audience of more than 188,700.
- BUILDINGS.com recipients own and/or manage 18 million buildings.

Information

This information is intended to help you plan your marketing and tradeshow budget for 2025. If you need more information, or would like to reserve your booth space, please contact **Vicki Cummins** at 888-777-6956/856-429-0100 or vcummins@boma.org

Ask about our special pavilion package pricing for the Technology Pavilion.

Exhibitor Fact Sheet and Budget Planner

The commercial real estate industry's premier education and networking event and most comprehensive tradeshow, providing innovative solutions for property managers who work in every type of building. It's all here at BOMA International's Conference & Expo.

Exhibit Dates

- Sunday, June 29
- Monday, June 30

Boston Convention & Exhibition Center - Boston, MA

The commercial real estate professionals who attend BOMA International's Conference & Expo have tremendous authority and buying power.

- 86% of attendees manage multiple buildings—and of that total 55% manage more than 10 buildings each.
- 64% of attendees spend more than \$1 million annually on building products & services.
- 96% of attendees are responsible for more than 100,000 square feet of commercial space - 50% are responsible for more than one million square feet. Of that 50%, 60% are actually responsible for at least twice that amount.

Statistics based on attendee demographics from the 2024 BOMA International Conference & Expo

Cost

	Before Jan. 1, 2025	Jan. 1, 2025 - Feb 28, 2025	On or after March 1, 2025
Non-member	\$4,200	\$4,250	\$4,300
BOMA Member	\$4,050	\$4,100	\$4,150
BOMA National Associate Member*	\$3,700	\$3,750	\$3,800

Fees listed above are 10' x 10' or 100 sq. ft. booth space.

Premium Charge: \$100 per 100 sq. ft. for an island, a corner or a booth facing the end of an aisle.

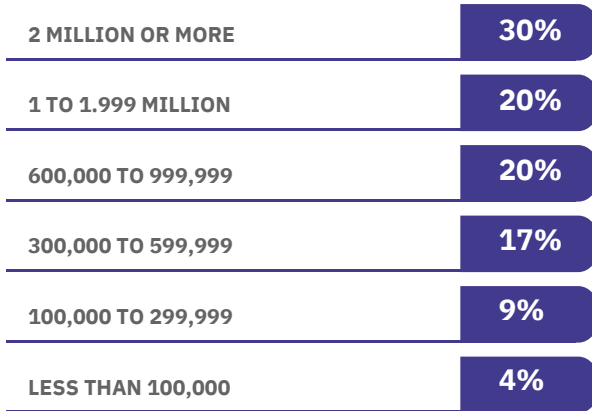
Technology Pavilion Fee: \$300 per 100 sq. ft. for booths located in the Technology Pavilion.

Carpet is included in Technology Pavilion booths only.

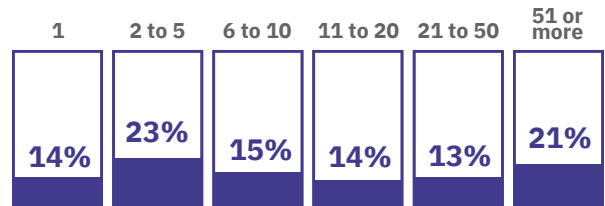
*For 2025 all members of BOMA Local Associations in Boston, Connecticut and New York qualify for the NAM discount

2024 Attendee Demographics

SQUARE FOOTAGE PERSONALLY MANAGED

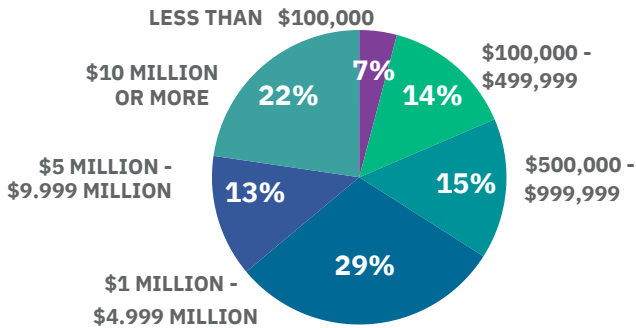


NUMBER OF BUILDINGS MANAGED



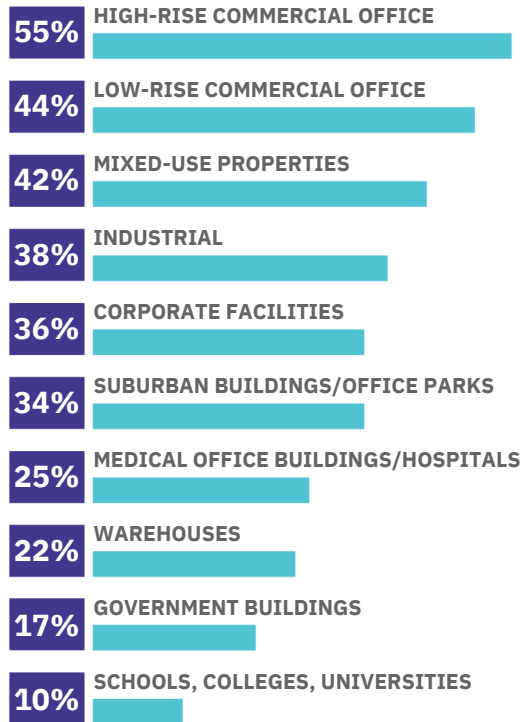
86% of attendees manage multiple buildings—and of that total 55% manage more than 10 buildings each

ANNUAL SPENDING ON BUILDING PRODUCTS & SERVICES



64% of attendees spend more than \$1 million annually on building products & services

TYPES OF BUILDINGS MANAGED



ATTENDEE OCCUPATIONS

66%	BUILDING/PROPERTY MANAGER
9%	FACILITY MANAGER
8%	BUILDING ENGINEER/MAINTENANCE
6%	ASSET MANAGER
5%	BUILDING OWNER/INVESTOR
3%	DEVELOPER/BUILDER
2%	ARCHITECT/DESIGNER
1%	LEASING AGENT/BROKER

Almost all attendees (96%) are responsible for more than 100,000 square feet of commercial space, and 50% are responsible for more than 1 million square feet.

Of that 50%, 60% are actually responsible for at least twice that amount.

